



## Results -- 2023 IESA Class 4A Sectional B - 10/7/23

## Girls 2 miles Varsity

## Team Scores

Pl	Team	Score	Scoring Order										Total	Avg	Spread		
1	Arlington Heights Thomas	26	1	2	4	9	10	(13)	(15)						1:02:48	12:34	46.2
2	Mt. Prospect Lincoln	53	3	6	7	18	19	(21)	(22)						1:04:47	12:58	1:07.0
3	Arlington Heights South	96	8	11	24	26	27	(29)	(30)						1:07:04	13:25	1:03.3
4	Oak Park Julian	106	12	16	17	28	33	(34)	(38)						1:08:01	13:37	1:23.6
5	Plum Grove	161	14	25	39	41	42	(44)	(48)						1:11:15	14:15	1:42.3
6	Oak Park Brooks	202	5	40	49	51	57	(65)	(66)						1:13:18	14:40	2:52.1
7	Evanston Haven	219	31	36	37	54	61	(69)	(70)						1:14:30	14:54	1:33.1
8	Palatine Winston	220	20	23	56	59	62	(71)	(72)						1:14:20	14:52	2:30.9
9	Wilmette JHS	240	32	35	50	60	63	(64)							1:15:58	15:12	1:48.4
10	Park	243	43	46	47	52	55	(58)	(68)						1:15:52	15:11	33.4
11	Sandburg (Rolling Meadows)	345	45	73	74	76	77	(78)							1:28:38	17:44	3:42.0
12	Cicero Unity	365	53	67	79	82	84								1:35:02	19:01	7:40.8
13	Stevenson (Melrose Park)	411	75	80	81	87	88								1:49:60	22:00	6:24.7
14	Roosevelt (Bellwood)	433	83	85	86	89	90								2:08:49	25:46	10:52.5

## Individual Results

Pl	Pts	Name	Yr	Team	Time	Gap	Pace
1	1	#2431 Fitz, Nora	8	ARLINGTON HEIGHTS THOMAS	12:07.6	---	6:03.8
2	2	#2438 Park, Anne	8	ARLINGTON HEIGHTS THOMAS	12:16.3	8.7	6:08.2
3	3	#2492 Lobacz, Samantha	8	MT. PROSPECT LINCOLN	12:21.3	13.7	6:10.7
4	4	#2492 Fischer, Etta	8	ARLINGTON HEIGHTS THOMAS	12:37.3	29.7	6:18.7
5	5	#2512 Denneen, Abby 	6	OAK PARK BROOKS 	12:40.8	33.2	6:20.4
6	6	#2498 Skelton, Ashley	7	MT. PROSPECT LINCOLN	12:43.2	35.7	6:21.6
7	7	#2496 Sammartino, Georgia	7	MT. PROSPECT LINCOLN	12:47.8	40.2	6:23.9
8	8	#2413 Carroll, McKenna	7	ARLINGTON HEIGHTS SOUTH	12:49.2	41.6	6:24.6
9	9	#2440 Vincent, Clara	7	ARLINGTON HEIGHTS THOMAS	12:53.2	45.6	6:26.6
10	10	#2439 Serur, Madeline	6	ARLINGTON HEIGHTS THOMAS	12:53.7	46.2	6:26.9
11	11	#2414 Childs, Audrey	7	ARLINGTON HEIGHTS SOUTH	12:55.6	48.0	6:27.8

## Results -- 2023 IESA Class 4A Sectional B - 10/7/23

12	12	#2534	Easton, Eileen	8	OAK PARK JULIAN	12:60.0	52.4	6:30.0
13	(13)	#2434	Galla, Adelaide	7	ARLINGTON HEIGHTS THOMAS	13:01.5	54.0	6:30.8
14	14	#2594	Kelly, Emma	8	PLUM GROVE	13:10.4	1:02.9	6:35.2
15	(15)	#2436	McDonnell, Frances	8	ARLINGTON HEIGHTS THOMAS	13:11.0	1:03.5	6:35.5
16	16	#2539	Rodriguez, Gigi	6	OAK PARK JULIAN	13:18.2	1:10.6	6:39.1
17	17	#2532	Castonguay, Brooke	7	OAK PARK JULIAN	13:21.9	1:14.4	6:41.0
18	18	#2499	Sokol, Grace	8	MT. PROSPECT LINCOLN	13:26.6	1:19.0	6:43.3
19	19	#2493	Marling, Mia	7	MT. PROSPECT LINCOLN	13:28.2	1:20.7	6:44.1
20	20	#2553	Diep, Elia	7	PALATINE WINSTON	13:29.9	1:22.3	6:45.0
21	(21)	#2495	Mihalopoulos, Juliana	7	MT. PROSPECT LINCOLN	13:30.1	1:22.5	6:45.1
22	(22)	#2500	Stocking, Brooklyn	7	MT. PROSPECT LINCOLN	13:33.4	1:25.8	6:46.7
23	23	#2555	Huyser, Ella	8	PALATINE WINSTON	13:36.0	1:28.4	6:48.0
24	24	#2418	Kalkwarf, Allison	8	ARLINGTON HEIGHTS SOUTH	13:40.9	1:33.3	6:50.5
25	25	#2598	Palmer, Serena	8	PLUM GROVE	13:43.6	1:36.0	6:51.8
26	26	#2420	Newman, Lily	7	ARLINGTON HEIGHTS SOUTH	13:46.1	1:38.5	6:53.1
27	27	#2419	Klokkenga, Breanna	7	ARLINGTON HEIGHTS SOUTH	13:52.4	1:44.8	6:56.2
28	28	#2533	Chi, Lila	7	OAK PARK JULIAN	13:56.6	1:49.0	6:58.3
29	(29)	#2411	Bauer, Theresa	7	ARLINGTON HEIGHTS SOUTH	14:06.2	1:58.6	7:03.1
30	(30)	#2415	Collins, Erin	7	ARLINGTON HEIGHTS SOUTH	14:06.7	1:59.1	7:03.4
31	31	#2475	Gomberg, Vivian	8	EVANSTON HAVEN	14:10.8	2:03.2	7:05.4
32	32	#2686	Wereski, Eliee	8	WILMETTE JHS	14:20.6	2:13.0	7:10.3
33	33	#2540	Yera, Lily	7	OAK PARK JULIAN	14:23.6	2:16.0	7:11.8
34	(34)	#2531	Byer, Elora	7	OAK PARK JULIAN	14:33.5	2:25.9	7:16.8
35	35	#2678	Crane, Jillian	7	WILMETTE JHS	14:33.5	2:25.9	7:16.8
36	36	#2477	Linberg, Lucia	7	EVANSTON HAVEN	14:33.6	2:26.1	7:16.8
37	37	#2473	Chapman, Aili	6	EVANSTON HAVEN	14:34.3	2:26.7	7:17.2
38	(38)	#2536	Kojak, Mila	7	OAK PARK JULIAN	14:35.5	2:27.9	7:17.8
39	39	#2591	Erdenebat, Ninjmaa	7	PLUM GROVE	14:37.1	2:29.5	7:18.6
40	40	#2511	Burwell, Loie	7	OAK PARK BROOKS	14:42.6	2:35.1	7:21.3
41	41	#2595	Kelly, Molly	8	PLUM GROVE	14:50.7	2:43.1	7:25.4
42	42	#2597	Litchfield, Juliana	8	PLUM GROVE	14:52.7	2:45.1	7:26.4
43	43	#2579	Rinkus, Annie	7	PARK	14:58.4	2:50.9	7:29.2
44	(44)	#2600	Vold, Allison	8	PLUM GROVE	15:00.3	2:52.7	7:30.2
45	45	#2634	Szvec, Sydney	8	SANDBURG (ROLLING MEADOWS)	15:00.8	2:53.2	7:30.4
46	46	#2571	DeNaut, Chloe	8	PARK	15:02.1	2:54.6	7:31.1
47	47	#2577	Palcer, Ellery	7	PARK	15:03.2	2:55.6	7:31.6
48	(48)	#2596	Lingle, Esabella	8	PLUM GROVE	15:04.0	2:56.5	7:32.0
49	49	#2514	Johnston, Lilah	6	OAK PARK BROOKS	15:06.8	2:59.2	7:33.4
50	50	#2683	Peyton, Eleanor	7	WILMETTE JHS	15:12.0	3:04.4	7:36.0
51	51	#2515	Keeling, Zadiie	8	OAK PARK BROOKS	15:14.3	3:06.7	7:37.2
52	52	#2576	Martinez, Lucinda	8	PARK	15:16.3	3:08.7	7:38.2

### Results -- 2023 IESA Class 4A Sectional B - 10/7/23

94	90	#2514	Richardson, Jerae	8	ROOSEVELT (BELLWOOD)	33:04.5	20:56.9	16:32.3
----	----	-------	-------------------	---	----------------------	---------	---------	---------

## Results -- 2023 IESA Class 4A Sectional B - 10/7/23

53	---	#2664	Eschbach, Alexis	8	WALTER R. SUNDLING	15:19.9	3:12.3	7:40.0
54	53	#2460	Vilches, Jessica	8	CICERO UNITY	15:23.7	3:16.2	7:41.9
55	54	#2472	Carrahan, Estelle	8	EVANSTON HAVEN	15:27.6	3:20.0	7:43.8
56	55	#2572	Dibraccio, Nicole	7	PARK	15:31.8	3:24.2	7:45.9
57	56	#2552	Berry, Baeley	8	PALATINE WINSTON	15:32.2	3:24.6	7:46.1
58	57	#2517	Lombardo, Lily	7	OAK PARK BROOKS	15:32.8	3:25.3	7:46.4
59	(58)	#2575	Lowrey, Elana	8	PARK	15:33.0	3:25.4	7:46.5
60	59	#2554	Dumke, Aleyna	7	PALATINE WINSTON	15:40.9	3:33.3	7:50.5
61	60	#2684	Romera, Sofia	8	WILMETTE JHS	15:42.7	3:35.1	7:51.4
62	61	#2476	Kamath, Ulrika	7	EVANSTON HAVEN	15:43.8	3:36.2	7:51.9
63	62	#2559	Sacasas, Aaliyah	7	PALATINE WINSTON	16:00.8	3:53.2	8:00.4
64	63	#2681	Moskowitz, Sophie	8	WILMETTE JHS	16:08.9	4:01.3	8:04.5
65	(64)	#2677	Blomeier, Leila	8	WILMETTE JHS	16:10.8	4:03.3	8:05.4
66	(65)	#2520	Qadir, Lyla	6	OAK PARK BROOKS	16:14.8	4:07.2	8:07.4
67	(66)	#2518	Mark, Harper	7	OAK PARK BROOKS	16:21.4	4:13.9	8:10.7
68	(66)	#2459	Vilches, Jennifer	8	CICERO UNITY	16:26.2	4:18.6	8:13.1
69	---	#2666	Paltan, Mayte	8	WALTER R. SUNDLING	16:28.3	4:20.7	8:14.2
70	(68)	#2573	Kelly, Claire	7	PARK	16:32.4	4:24.8	8:16.2
71	(69)	#2480	Putt, Imogen	6	EVANSTON HAVEN	16:43.4	4:35.8	8:21.7
72	(70)	#2478	Nels, Klara	6	EVANSTON HAVEN	16:44.8	4:37.3	8:22.4
73	(71)	#2560	Stoitsov, Hannah	7	PALATINE WINSTON	17:03.4	4:55.8	8:31.7
74	(72)	#2557	Morales, Alessandra	8	PALATINE WINSTON	17:22.3	5:14.8	8:41.2
75	---	#2665	Gnutek, Jasleen	8	WALTER R. SUNDLING	17:50.0	5:52.4	9:00.0
76	73	#2632	Lucht, Erin	8	SANDBURG (ROLLING MEADOWS)	18:00.4	5:52.8	9:00.2
77	74	#2628	Bobby, Avery	8	SANDBURG (ROLLING MEADOWS)	18:12.9	6:05.3	9:06.5
78	75	#2649	Reyes, Diamond	8	STEVENSON (MELROSE PARK)	18:33.1	6:25.5	9:16.6
79	76	#2633	Schaunaman, Aurora	8	SANDBURG (ROLLING MEADOWS)	18:41.0	6:33.4	9:20.5
80	77	#2629	Bornet, Hannah	8	SANDBURG (ROLLING MEADOWS)	18:42.7	6:35.2	9:21.4
81	(78)	#2631	Jensen, Maddie	8	SANDBURG (ROLLING MEADOWS)	18:48.6	6:41.0	9:24.3
82	79	#2457	McLaughlin, Zoe	8	CICERO UNITY	19:03.3	6:55.7	9:31.7
83	---	#2661	Agarwal, Siona	8	WALTER R. SUNDLING	19:25.1	7:17.6	9:42.6
84	80	#2648	Lindstrom, Kaia	8	STEVENSON (MELROSE PARK)	20:52.4	8:44.8	10:26.2
85	81	#2646	Carabolo, Isabella	7	STEVENSON (MELROSE PARK)	20:58.0	8:50.5	10:29.0
86	82	#2454	Lopez, Alythea	8	CICERO UNITY	21:04.3	8:56.8	10:32.2
87	83	#2613	Perez, Giselle	8	ROOSEVELT (BELLWOOD)	22:12.0	10:04.5	11:06.0
88	84	#2456	Mata, Monserrat	8	CICERO UNITY	23:04.5	10:57.0	11:32.3
89	85	#2618	Stevenson, Jada	8	ROOSEVELT (BELLWOOD)	23:31.9	11:24.3	11:46.0
90	86	#2616	Soto, Amanda	7	ROOSEVELT (BELLWOOD)	24:07.3	11:59.7	12:03.7
91	87	#2650	Zamora, Aby	8	STEVENSON (MELROSE PARK)	24:38.9	12:31.3	12:19.5
92	88	#2644	Agunio, Julyana	8	STEVENSON (MELROSE PARK)	24:57.8	12:50.2	12:28.9
93	89	#2615	Skipper, Asani	6	ROOSEVELT (BELLWOOD)	25:53.2	13:45.7	12:56.6

Lucas  
Kin  
Connor Cree

Results -- 2023 IESA Class 4A Sectional B - 10/7/23

Boys 2 miles Varsity











Team Scores

Pl	Team	Score	Scoring Order										Total	Avg	Spread
1	Arlington Heights Thomas	31	1	4	7	9	10	(14)	(16)	56:29	11:18	35.5			
2	Arlington Heights South	41	2	3	8	11	17	(20)	(34)	57:08	11:26	35.5			
3	Mt. Prospect Lincoln	88	6	13	19	22	28	(30)	(45)	59:06	11:50	55.6			
4	Evanston Haven	133	12	21	26	31	43	(58)	(64)	1:37	12:08	52.4			
5	Oak Park Brooks	168	15	24	29	48	52	(59)	(67)	1:01:59	12:24	1:17.8			
6	Wilmette JHS	182	5	25	44	51	57	(60)	(73)	1:02:18	12:28	1:58.8			
7	Plum Grove	188	27	33	37	41	50	(54)	(70)	1:02:23	12:29	50.9			
8	Oak Park Julian	209	23	35	36	53	62	(63)	(66)	1:03:28	12:42	1:20.2			
9	Palatine Winston	216	18	46	47	49	56	(69)	(76)	1:03:44	12:45	1:13.7			
10	Walter R. Sundling	217	32	38	40	42	65	(71)	(77)	1:03:17	12:40	1:16.0			
11	Park	301	39	55	61	72	74	(75)	(78)	1:06:55	13:23	1:30.9			
12	Cicero Unity	417	68	81	87	90	91	(92)	(96)	1:24:33	16:55	5:16.2			
13	Sandburg (Rolling Meadows)	418	80	83	84	85	86	(88)	1:20:39	16:08	1:58.3				
14	Stevenson (Melrose Park)	437	79	82	89	93	94	(95)	1:27:44	17:33	5:21.8				

Individual Results

Pl	Pts	Name	Yr	Team	Time	Gap	Pace
1	1	#2424 Kurzynski, Kass	8	ARLINGTON HEIGHTS THOMAS	10:57.9	---	5:29.0
2	2	#2401 Baker, Pierce	8	ARLINGTON HEIGHTS SOUTH	11:10.2	12.4	5:35.1
3	3	#2410 Samuels, Jakob	8	ARLINGTON HEIGHTS SOUTH	11:13.1	15.3	5:36.6
4	4	#2425 Lammersfeld, Matt	8	ARLINGTON HEIGHTS THOMAS	11:14.0	16.2	5:37.0
5	5	#2668 Hampton, Nicolas	8	WILMETTE JHS	11:14.8	17.0	5:37.4
6	6	#2490 Winternute, Bobby	8	MT. PROSPECT LINCOLN	11:15.2	17.4	5:37.6
7	7	#2426 McEwen, Levi	8	ARLINGTON HEIGHTS THOMAS	11:15.9	18.0	5:38.0
8	8	#2407 Pagnotto, Edgar	8	ARLINGTON HEIGHTS SOUTH	11:19.7	21.9	5:39.9
9	9	#2427 Morrison, Joshua	7	ARLINGTON HEIGHTS THOMAS	11:28.0	30.1	5:44.0
10	10	#2422 Dugan, Kyle	7	ARLINGTON HEIGHTS THOMAS	11:33.4	35.5	5:46.7
11	11	#2408 Podajko, Michael	8	ARLINGTON HEIGHTS SOUTH	11:38.8	40.9	5:49.4
12	12	#2467 Kim, Lucas	8	EVANSTON HAVEN	11:39.9	42.1	5:50.0






## Results -- 2023 IESA Class 4A Sectional B - 10/7/23

13	13	#2485	Kubacka, Alex	8	MT. PROSPECT LINCOLN	11:41.9	44.0	5:51.0
14	(14)	#2430	Zabor, T.J.	8	ARLINGTON HEIGHTS THOMAS	11:42.4	44.5	5:51.2
15	15	#2503	Creel, Connor 	8	OAK PARK BROOKS 	11:43.7	45.9	5:51.9
16	(16)	#2421	Dugan, Billy	7	ARLINGTON HEIGHTS THOMAS	11:43.7	45.9	5:51.9
17	17	#2406	Niemiec, Cameron	7	ARLINGTON HEIGHTS SOUTH	11:45.7	47.8	5:52.9
18	18	#2547	Salgado, Evan 	8	PALATINE WINSTON 	11:54.5	56.6	5:57.3
19	19	#2487	Naumowicz, Jack	8	MT. PROSPECT LINCOLN	11:54.8	57.0	5:57.4
20	(20)	#2402	Childs, Tommy	8	ARLINGTON HEIGHTS SOUTH	11:59.4	1:01.6	5:59.7
21	21	#2464	Figgo, Oliver 	8	EVANSTON HAVEN 	12:01.2	1:03.3	6:00.6
22	22	#2486	Macak, Justin	7	MT. PROSPECT LINCOLN	12:03.3	1:05.5	6:01.7
23	23	#2525	Kastelic-Shapiro, Isaac 	8	OAK PARK JULIAN 	12:03.9	1:06.1	6:02.0
24	24	#2501	Barnes, Alexander 	8	OAK PARK BROOKS 	12:04.5	1:06.7	6:02.3
25	25	#2669	Hollis, Carter	7	WILMETTE JHS	12:05.2	1:07.4	6:02.6
26	26	#2465	Frisch, Charlie	8	EVANSTON HAVEN	12:08.4	1:10.5	6:04.2
27	27	#2588	Song, Matthew	8	PLUM GROVE	12:08.8	1:10.9	6:04.4
28	28	#2483	Kopacz, Dawid	8	MT. PROSPECT LINCOLN	12:10.8	1:12.9	6:05.4
29	29	#2502	Burke, Mason	7	OAK PARK BROOKS	12:11.0	1:13.2	6:05.5
30	(30)	#2488	Shein, Graham	7	MT. PROSPECT LINCOLN	12:14.0	1:16.1	6:07.0
31	31	#2462	Coustan, Ari	7	EVANSTON HAVEN	12:15.3	1:17.5	6:07.7
32	32	#2657	Schellenbach, Andrew	8	WALTER R. SUNDLING	12:15.4	1:17.5	6:07.7
33	33	#2590	Sydor, Brian	8	PLUM GROVE	12:15.7	1:17.9	6:07.9
34	(34)	#2403	Hanna, Dhilan	7	ARLINGTON HEIGHTS SOUTH	12:22.6	1:24.8	6:11.3
35	35	#2524	Derhammer, Finn	8	OAK PARK JULIAN	12:27.5	1:29.6	6:13.8
36	36	#2527	Ko, Noah	8	OAK PARK JULIAN	12:27.5	1:29.7	6:13.8
37	37	#2587	Potuznik, Janik	7	PLUM GROVE	12:27.8	1:30.0	6:13.9
38	38	#2654	McElrath, Samuel	8	WALTER R. SUNDLING	12:28.8	1:31.0	6:14.4
39	39	#2563	James, Henry	8	PARK	12:29.1	1:31.3	6:14.6
40	40	#2658	Teran, Daniel	8	WALTER R. SUNDLING	12:29.7	1:31.8	6:14.9
41	41	#2585	Lee, Benjamin	8	PLUM GROVE	12:30.9	1:33.0	6:15.5
42	42	#2660	Williams, Calvin	8	WALTER R. SUNDLING	12:32.0	1:34.1	6:16.0
43	43	#2468	Putt, Dominic	8	EVANSTON HAVEN	12:32.2	1:34.4	6:16.1
44	44	#2672	Schneider, Kylin	8	WILMETTE JHS	12:42.8	1:45.0	6:21.4
45	(45)	#2482	Conteras, AJ	7	MT. PROSPECT LINCOLN	12:46.8	1:49.0	6:23.4
46	46	#2550	Taylor, Lawrence	8	PALATINE WINSTON	12:47.0	1:49.2	6:23.5
47	47	#2548	Salva, John	8	PALATINE WINSTON	12:56.4	1:58.5	6:28.2
48	48	#2507	Killian, Robert	8	OAK PARK BROOKS	12:57.8	1:59.9	6:28.9
49	49	#2549	Soto, Christopher	8	PALATINE WINSTON	12:57.8	2:00.0	6:28.9
50	50	#2586	Pentzien, Evan	8	PLUM GROVE	12:59.7	2:01.8	6:29.9
51	51	#2671	Overstreet, Maxwell	7	WILMETTE JHS	13:01.5	2:03.6	6:30.8
52	52	#2510	Osta, Ian	7	OAK PARK BROOKS	13:01.5	2:03.7	6:30.8
53	53	#2522	Buskirk, Andrew	8	OAK PARK JULIAN	13:04.9	2:07.0	6:32.5

## Results -- 2023 IESA Class 4A Sectional B - 10/7/23

54	(54)	#2589	Soni, Neev	8	PLUM GROVE	13:05.8	2:08.0	6:32.9
55	55	#2569	Tank, Nathan	8	PARK	13:08.0	2:10.2	6:34.0
56	56	#2546	Malagon, Sahid	8	PALATINE WINSTON	13:08.1	2:10.3	6:34.1
57	57	#2673	Syslo, Hunter	8	WILMETTE JHS	13:13.6	2:15.8	6:36.8
58	(58)	#2469	Schmeckpeper, Andrew	6	EVANSTON HAVEN	13:14.5	2:16.6	6:37.3
59	(59)	#2505	Donahoe, Asher	6	OAK PARK BROOKS	13:15.8	2:18.0	6:37.9
60	(60)	#2676	Zheng, Tyler	7	WILMETTE JHS	13:18.4	2:20.5	6:39.2
61	61	#2566	O'Mahoney, Roman	8	PARK	13:20.3	2:22.4	6:40.2
62	62	#2528	Mattiace, James	8	OAK PARK JULIAN	13:24.1	2:26.3	6:42.1
63	(63)	#2530	Uher, Augden	7	OAK PARK JULIAN	13:25.4	2:27.6	6:42.7
64	(64)	#2466	Gregory, Nathan	8	EVANSTON HAVEN	13:29.5	2:31.7	6:44.8
65	65	#2653	McElrath, Benjamin	7	WALTER R. SUNDLING	13:31.3	2:33.4	6:45.7
66	(66)	#2526	Kircher, Jacob	6	OAK PARK JULIAN	13:37.5	2:39.6	6:48.8
67	(67)	#2504	Daly, Jeff	7	OAK PARK BROOKS	13:39.4	2:41.6	6:49.7
68	68	#2448	Lopez, Perfecto	8	CICERO UNITY	13:40.5	2:42.6	6:50.3
69	(69)	#2541	Aragon, Joel	8	PALATINE WINSTON	13:43.4	2:45.6	6:51.7
70	(70)	#2584	Finn, Collin	7	PLUM GROVE	13:49.0	2:51.2	6:54.5
71	(71)	#2652	Maloum, Moustapha	8	WALTER R. SUNDLING	13:53.4	2:55.5	6:56.7
72	72	#2561	Biebel, Collin	7	PARK	13:57.7	2:59.8	6:58.9
73	(73)	#2667	Balch, Clayton	8	WILMETTE JHS	13:58.7	3:00.9	6:59.4
74	74	#2562	Hardiman, Johnny	7	PARK	13:60.0	3:02.2	7:00.0
75	(75)	#2570	Thomas, Henry	7	PARK	14:02.5	3:04.6	7:01.3
76	(76)	#2543	Huyser, Luka	8	PALATINE WINSTON	14:05.8	3:08.0	7:02.9
77	(77)	#2659	Tybon, Alex	8	WALTER R. SUNDLING	14:19.0	3:21.1	7:09.5
78	(78)	#2568	Shea, Emmett	7	PARK	14:29.9	3:32.1	7:15.0
79	79	#2635	Avalos, Sammy	7	STEVENSON (MELROSE PARK)	14:34.2	3:36.4	7:17.1
80	80	#2625	Raja, Tej	8	SANDBURG (ROLLING MEADOWS)	15:00.8	4:03.0	7:30.4
81	81	#2441	Bedolla, Ismael	8	CICERO UNITY	15:18.2	4:20.4	7:39.1
82	82	#2640	Jimenez, Jerimiah	8	STEVENSON (MELROSE PARK)	15:31.1	4:33.2	7:45.6
83	83	#2624	Polus, Alexandr	7	SANDBURG (ROLLING MEADOWS)	15:34.5	4:36.7	7:47.3
84	84	#2626	Romero, Elias	7	SANDBURG (ROLLING MEADOWS)	16:14.3	5:16.4	8:07.2
85	85	#2622	Lockwood, Finn	7	SANDBURG (ROLLING MEADOWS)	16:50.6	5:52.8	8:25.3
86	86	#2621	Lann, Victor	7	SANDBURG (ROLLING MEADOWS)	16:59.0	6:01.2	8:29.5
87	87	#2449	McLaughlin, Liam	7	CICERO UNITY	17:48.0	6:50.1	8:54.0
88	---	#2601	Cotton, DiJohn	8	ROOSEVELT (BELLWOOD)	17:56.4	6:58.5	8:58.2
89	(88)	#2623	Meza Montes, Andy	8	SANDBURG (ROLLING MEADOWS)	17:59.6	7:01.8	8:59.8
90	89	#2643	Ortega, Sebastian	8	STEVENSON (MELROSE PARK)	18:18.6	7:20.8	9:09.3
91	90	#2442	De Leon, Daniel	7	CICERO UNITY	18:49.5	7:51.7	9:24.8
92	91	#2447	Ledezma, Joakim	7	CICERO UNITY	18:56.6	7:58.8	9:28.3
93	(92)	#2446	Guzman-Ruiz, Andy	7	CICERO UNITY	18:59.0	8:01.2	9:29.5
94	93	#2637	Estrada, Ceasar	8	STEVENSON (MELROSE PARK)	19:23.9	8:26.1	9:42.0

Results -- 2023 IESA Class 4A Sectional B - 10/7/23

95	94		Martinez, Mario	8	STEVENSON (MELROSE PARK)	19:55.9	8:58.1	9:58.0
96	(95)		Giron, Leo	8	STEVENSON (MELROSE PARK)	19:58.6	9:00.8	9:59.3
97	(96)		Gonzalez, Gerardo	7	CICERO UNITY	20:24.4	9:26.6	10:12.2
98	---		Newton, Devyn	8	ROOSEVELT (BELLWOOD)	21:27.6	10:29.8	10:43.8
99	---		Newton, Donovan	8	ROOSEVELT (BELLWOOD)	27:11.2	16:13.4	13:35.6