

Wrestling On-line State Meet Passgate Form Instructions

For the **2018-19** school year, the wrestling state passgate list must be filled out on-line by participating schools by accessing the IESA Member Center from the IESA website (www.iesa.org). Please follow the instructions given below. All passgate information must be entered by **Tuesday, March 5**.

1. ACCESSING THE FORM

- Go to the IESA Website and click on the red Member Center and login button on the left hand side of the web page.
- Choose your school (it's listed by city first) and enter your password. Example below.

Log in with your IESA School Password to begin.

Choose your school and enter your Password here ➡

Your School

Password

Click Here ➡

2. ACCESS THE PASSGATE FORM THROUGH THE ENTRY CENTER

- You have now accessed your school page.
- Click on the Registration & Logins link.

[Menu](#) **Bolingbrook Brooks** [Log Out](#)

[Acti](#) **Click Here** ➡ [Registration & Logins](#) - [Information](#)

Activity Tracker

GREEN = GOOD TO GO

YELLOW = ATTENTION

RED = OVERDUE/PROBLEM

- Entry Center links are located on the right side of the page. Click on the Boys Wrestling Entry Center link.

Membership Dues & Activity Registration	Entry Centers & Host Administration
Membership renewed on 5/27/2018	
Dues, Athletics and Scholastic Bowl	2018-2019
Dues/Art Workshops	2018-2019
Dues/Music Contests	2018-2019
-Speech Registration will be available Aug. 1 - Area 21: Nov. 12.	
-Cheer Registration is not currently available.	
Girls Softball	Entry Center
Cross-Country	Entry Center
Boys Wrestling	Entry Center
Scholastic Bowl	Entry Center
Track & Field	Assignment Pending

Click Here ➡

- Click on the DON'T FORGET your PASSGATE FORM link and you are now ready to begin entering passgate information.

Boys Wrestling Entry Center Menu

Sectional A - Regional 1 - [Assignments](#)

[REGIONAL ENTRY FORM](#) - [View Roster](#) OPEN


Open thru 2/23/2019

Click Here ➡ [DON'T FORGET your PASSGATE FORM](#)


3. REQUIRED FIELDS

- a. All state qualifier names will appear automatically on the passgate form once sectional results are posted and do not need to be entered by the school.
- b. Enter names of up to four coaches.
- c. Enter the total number of coaches in the box provided at the bottom of the form.
- d. Leave "Principal's Signature" blank.
- e. Click "Update List" when you have entered all data.

Competing Wrestlers		Coaches	
1. Doe, James		Head Coach	<input type="text"/>
2. Kent, Clark		Coach	<input type="text"/>
3. Smith, John		Coach	<input type="text"/>
		Coach	<input type="text"/>
		Coach	<input type="text"/>

Qualifying wrestlers will automatically appear here 


I certify that the above named individuals will represent my school at the 2019 State Wrestling Meet.

I further certify that there are coaches listed on this sheet.  **Enter 1-4 here to further verify the number of coaches**

I further certify that all Head and Assistant Coaches associated listed here are in compliance with the IESA Coaching Education bylaw 2.110: Athletic coaches shall be regularly certified to teach in a school in Illinois or have completed an IESA approved coaching education course. Additionally, all coaches listed have completed the required concussion education course.

Principal's signature must appear on school hard copy of passgate list to be presented at state tournament. DO NOT TYPE IN PRINCIPAL'S NAME

Principal's Signature: _____

[Click Here](#)  [Update List](#)

4. USE OF PASSGATE FORM

- a. Each school must present their passgate list, signed by the school Principal, to gate officials at the state meet.
- b. After completion of all required fields, print the passgate list, **present it to the Principal for signature**, and take it to the state meet.

If you have any questions, please contact the IESA office (309) 829-0114.